

# RapID PLATFORM—EtherNet/IP WITH DLR NETWORK INTERFACE

## 2-Port Connectivity Solution with Device Level Ring



### The RapID Platform Network Interface Is a Complete, Pretested Solution that Manages the Industrial Protocol and Network Traffic for a Host Processor

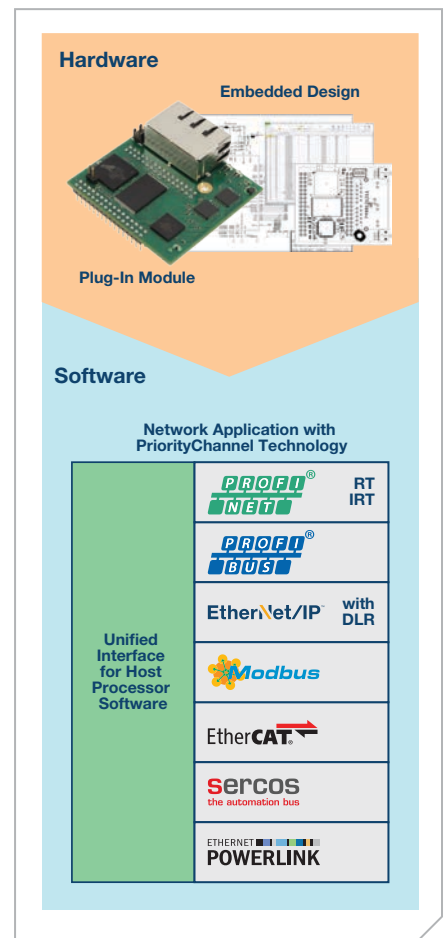
The network interface module or embedded design contains everything needed to participate in star, line, or ring network topologies, including the communications controller, protocol stacks, Flash, RAM, Ethernet switch, and PHYs. A host processor connects to the network interface via a UART or 16-bit parallel interface. At the software layer, the host connects to a unified interface so other protocols can be used without changing the host software. The network interface has passed EtherNet/IP® CT12 certification for beacon-based DLR devices and has been net load tested by Analog Devices. This means that your field device will operate problem-free on any EtherNet/IP network and will never disconnect from the network.

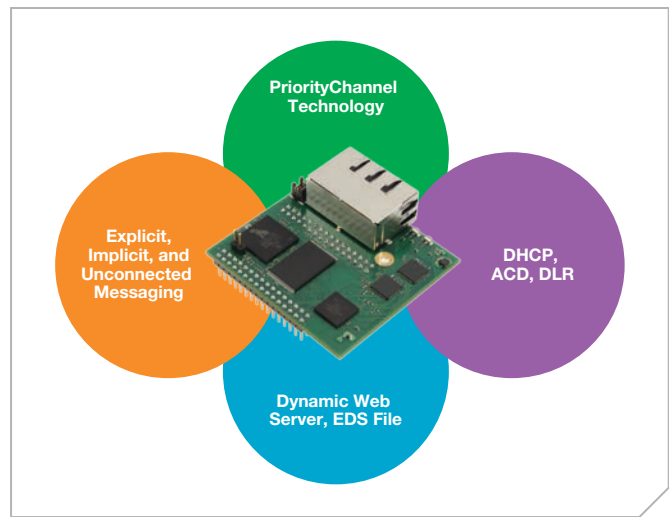
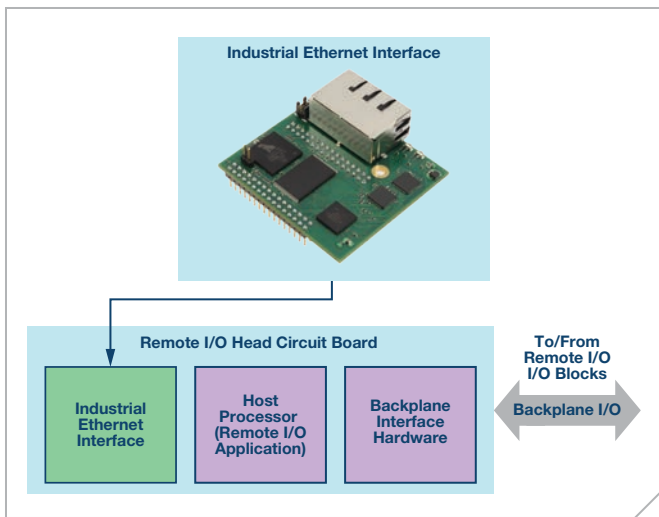
### Easy Hardware and Software Integration

The network interface can be integrated into a design as either a module or an embedded design. As a module, the network interface plugs into a board using standard 2.54 mm pitch through-hole pins. When designing-in the module, hardware integration is as easy as connecting power/ground/reset and interfacing the host to the UART or 16-bit parallel interface.

As an embedded design, the network interface hardware design can be integrated directly using the schematics provided. Also provided are the bill of materials and example layouts to minimize the hardware design effort. Software for the embedded design is provided as firmware that is downloaded to the flash. Whether using the network interface as a module or an embedded design, no software development is required and there are no license fees or royalties.

Software integration with a host is also easy. Messages passed between the host and network interface follow a unified interface definition. A simple to use, Analog Devices supplied, PC-based tool configures the network interface, so the host only passes parameters between it and the network interface. From this tool, it is also easy to specify how parameters will be passed to the EtherNet/IP scanner using the EDS file. Since the host is only passing parameters, the host software does not have to change if EtherNet/IP network parameters change or if another industrial Ethernet protocol is used. There is also a sockets interface that supports direct Ethernet communication. Example C-code is provided to minimize the software effort for the host/network interface communication.





## Reliable, Flexible Network Integration

The Rapid platform network interface provides reliable EtherNet/IP communication with PriorityChannel®—a revolutionary technology that eliminates the effects of network traffic and ensures reliable, real-time network performance. It gives your device a significant competitive advantage, extremely low jitter, and a reliable connection that will not disconnect even with >95% network loading.

EtherNet/IP support includes dynamic host configuration protocol (DHCP) and address conflict detection (ACD). Together, these two protocols ensure seamless integration that allows devices to be easily added or removed from the network. DLR protocol operation is transparent to the host processor, and beacon-based ring participation is supported with beacon intervals down to 200  $\mu$ s. The platform supports all EtherNet/IP message types—implicit, explicit, and unconnected—and allows up to 8 encapsulation sessions, 16 Class 1 connections, and 16 Class 3 connections. Large forward open and configuration assemblies are also supported, and the example EDS file provided can be tailored and uploaded to an EtherNet/IP scanner. To assist with commissioning, a webserver is provided so the field device's network information can be displayed on a standard browser.

## Fast Evaluation and Development

The Rapid platform network interface evaluation kit provides a quick assessment for interfacing a host to the module. An application example is provided in order to demonstrate end-to-end, host-to-network, and interface-to-controller communication. Simply connect the host development board to the network interface evaluation board via the UART or 16-bit parallel interface. Once host-side communication is established, EtherNet/IP communication can be evaluated using a PLC or controller simulator. The communication path between host and EtherNet/IP scanner can be completely verified before integrating the module into your field device hardware.

## Rapid Platform EtherNet/IP Network Interface with DLR

Parameter	Details
Part Number	RapID-NI-V2009, RapID-NI-V2109
Host Processor	Any CPU or DSP
Host Processor Interfaces	UART (115.2 kbaud) 16-bit parallel (up to 12.5 Mbps)
Network Interface	Data transport: IEEE 802.3
	Data rate: 10 Mbps/100 Mbps
Temperature (°C)	Ports: 2
	–40 to +8
Power Supply	Voltage: 3.3 V <sub>DC</sub>
	Power consumption: 1.6 W
TCP/IP	ARP, BSD sockets, DNS, DHCP, TFTP, HTTP server, CGI
EtherNet/IP	Input data: 504 bytes
	Output data: 504 bytes
	Packet interval: 2 ms (min)
	Beacon interval: down to 200 $\mu$ s
	Supported objects: identity, message router, assembly, connection, connection manager, DLR, QoS, TCP/IP interface, Ethernet link
Compliance	Explicit and unconnected messaging
	Address conflict detection
Compliance	RoHS, CE, ODVA



### Analog Devices, Inc. Worldwide Headquarters

Analog Devices, Inc.  
One Technology Way  
P.O. Box 9106  
Norwood, MA 02062-9106  
U.S.A.  
Tel: 781.329.4700  
(800.262.5643, U.S.A. only)  
Fax: 781.461.3113

### Analog Devices, Inc. Europe Headquarters

Analog Devices GmbH  
Ott-Aicher-Str. 60-64  
80807 München  
Germany  
Tel: 49.89.76903.0  
Fax: 49.89.76903.157

### Analog Devices, Inc. Japan Headquarters

Analog Devices, KK  
New Pier Takeshiba  
South Tower Building  
1-16-1 Kaigan, Minato-ku,  
Tokyo, 105-6891  
Japan  
Tel: 813.5402.8200  
Fax: 813.5402.1064

### Analog Devices, Inc. Asia Pacific Headquarters

Analog Devices  
5F, Sandhill Plaza  
2290 Zuchongzhi Road  
Zhangjiang Hi-Tech Park  
Pudong New District  
Shanghai, China 201203  
Tel: 86.21.2320.8000  
Fax: 86.21.2320.8222

©2017 Analog Devices, Inc. All rights reserved. Trademarks and registered trademarks are the property of their respective owners. Ahead of What's Possible is a trademark of Analog Devices. PH16407-.2-10/17

[analog.com](http://analog.com)



AHEAD OF WHAT'S POSSIBLE™